

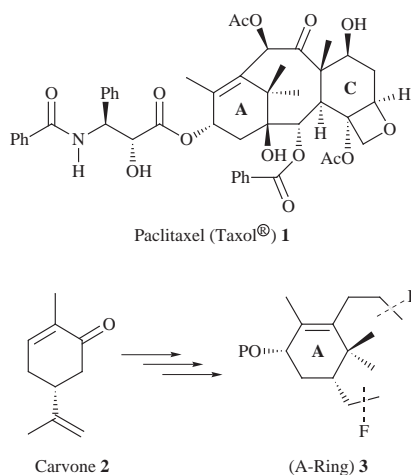
Adusumilli Srikrishna,* T. Jagadeeswar Reddy and P. Praveen Kumar

Department of Organic Chemistry, Indian Institute of Science, Bangalore 560012, India

Received (in Cambridge) 27th July 1998, Accepted 24th August 1998

Starting from (*R*)-carvone, the synthesis of chiral, functionalised C-aromatic-B-seco-taxanes and an extension to the synthesis of a B-seco-20-nortaxane derivative have been described.

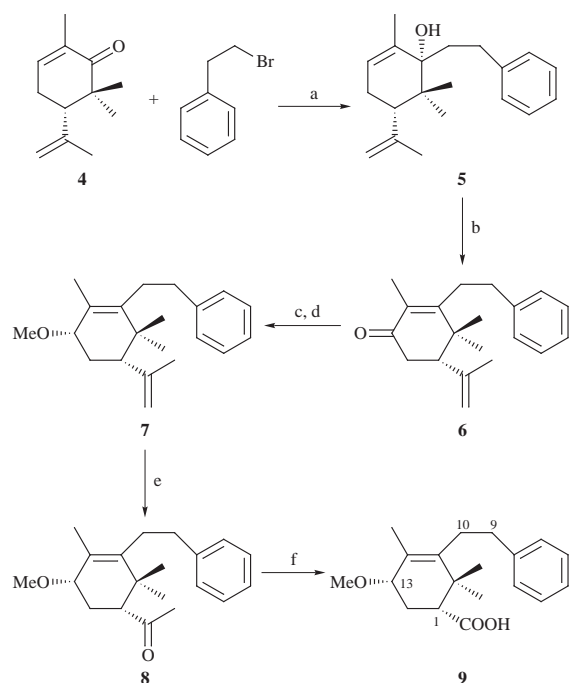
Paclitaxel **1** (Taxol),¹ by virtue of its complex and densely functionalised structure, coupled with potent antitumor activity and novel mechanism of action, has attracted the attention of many synthetic chemists. During the last two decades, more than thirty five research groups have been actively involved in the development of convenient approaches to taxane diterpenoids² and so far four groups have reported the total synthesis of Taxol **1**.³ Recently, we have initiated a new approach⁴ to taxanes starting from the readily available monoterpene, carvone **2**, and developed an efficient route for the construction of functionalised chiral A-ring derivatives of taxanes, e.g. **3** (Scheme 1).⁴ It



Scheme 1

was anticipated that incorporation of a suitable C-ring component would result in the generation of B-seco-taxane derivatives⁵ *en route* to taxanes. As a model study in this direction, herein we describe the synthesis of various chiral functionalised B-seco-nortaxane derivatives.

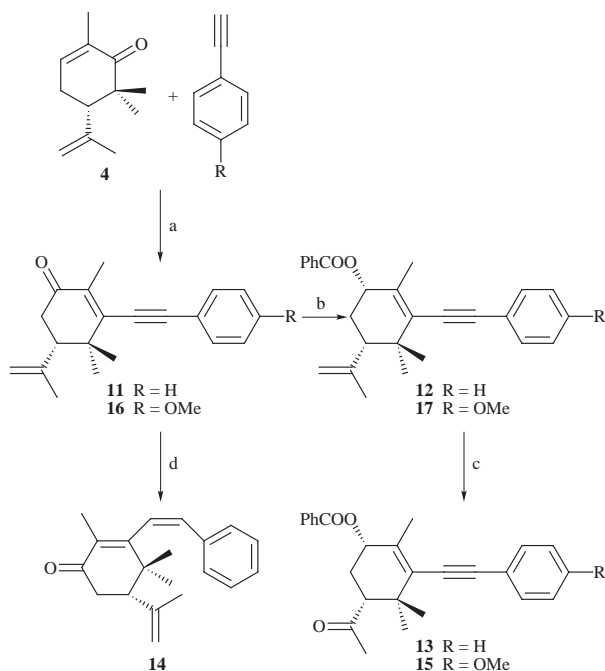
We first contemplated an intramolecular Friedel–Crafts acylation or equivalent for the closure of the B-ring, and thus focused our attention on the synthesis of C-aromatic B-seco derivatives of taxanes employing phenethyl bromide as the starting material, Scheme 2. Thus, reaction of dimethylcarvone **4** with phenethyl bromide in the presence of lithium, activated by ultrasonic irradiation, followed by oxidation of the resulting *tert*-allyl alcohol **5** furnished the enone **6**.[‡] For the conversion of the enone **6** into a B-seco-taxane derivative, prior to the degradation of the isopropenyl group, the carbonyl group was masked. Consequently, stereoselective⁶ reduction of the enone **6** followed by protection of the resulting allyl alcohol (mp 106–108 °C) as its methyl ether generated the ether **7**, $[a]_D^{24} +58$ (*c* 2.1, CHCl₃). A two step protocol was chosen for the degradation of the isopropenyl moiety into the corresponding acid. First, regioselective ozonolysis followed by reductive work-up transformed the isopropenyl compound **7** into the acetyl compound **8**.[‡] Haloform reaction of compound **8** using freshly prepared sodium hypobromide furnished the B-seco-taxane derivative, the acid **9**.



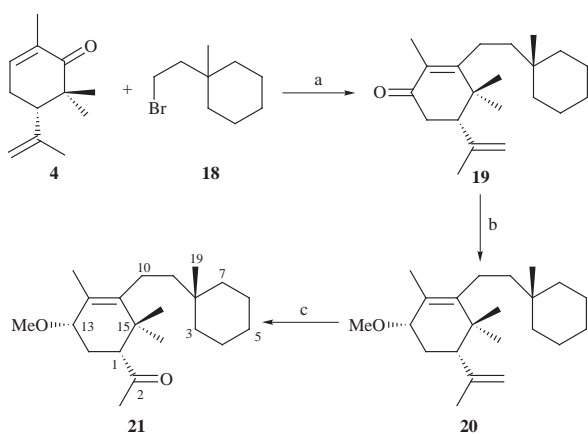
Scheme 2 Reagents and conditions: (a) Li, THF, sonication, 1 h; (b) PCC–silica gel, CH₂Cl₂, 36 h, 92% (2 steps); (c) LAH, Et₂O, –78 °C, 2 h, 99%; (d) NaH, THF, DMF, Bu₄NI, MeI, 8 h, 99%; (e) O₃–O₂, MeOH–CH₂Cl₂ (1:4), –70 °C; Me₂S, 8 h, 76%; (f) NaOH, Br₂, dioxane, 3 h, 0 °C–RT, 50%.

This methodology was extended to incorporate the desired oxygen functionality at the C-9 and C-10 positions present in the taxane skeleton. Thus the sequence was carried out as in Scheme 3 using the illustrated phenylacetylene compound as a 1,2-dioxygenated ethyl group equivalent. Reaction of dimethylcarvone **4** with the lithium anion of phenylacetylene followed by oxidation of the resulting allyl alcohol furnished the enynone **11**, $[a]_D^{25} +36$ (*c* 2.39, CHCl₃). Analogous to the earlier series, reduction followed by protection of the resulting allyl alcohol with benzoyl chloride, pyridine and DMAP transformed the enynone **11** into the benzoate **12**, $[a]_D^{25} +33.3$ (*c* 2.40, CHCl₃) which on ozonolysis furnished the acetyl compound **13** $[a]_D^{25} +22.7$ (*c* 2.07, CHCl₃). In another reaction, controlled hydrogenation of the acetylene moiety in the enynone **11** using Lindlar catalyst furnished the *cis*-olefin **14**,[‡] suitable for further elaboration to taxanes. In continuation, the sequence was also carried out with *p*-methoxyphenylacetylene to incorporate the oxygen functionality at the C-5 carbon of taxanes as well. Thus, employing the same sequence of reactions, dimethylcarvone **4** was converted into the oxobenzoate **15** $\{[a]_D^{26} +3.27$ (*c* 2.75, CHCl₃) $\}$, via the enynone **16** $\{[a]_D^{26} +35.5$ (*c* 2.25, CHCl₃) $\}$ and the benzoate **17** $\{[a]_D^{26} -200$ (*c* 0.2, CHCl₃) $\}$.

After successfully accomplishing the synthesis of C-aromatic bis-nortaxane derivatives, attention was turned towards the synthesis of a C-20 nortaxane derivative employing an appropriate aliphatic C-ring precursor containing the C-19 carbon (*tert*-methyl at C-8) of taxanes, Scheme 4. Bromide **18** was identified as a potential precursor, and was prepared in four steps starting from 3-methylcyclohex-2-enol. Coupling of the bromide **18** with dimethylcarvone **4** in the presence of lithium



Scheme 3 Reagents and conditions: (a) i, *n*-BuLi, THF, 8 h, 0 °C–RT; ii, PCC–silica gel, CH₂Cl₂, 92 and 80% (2 steps); (b) i, LAH, Et₂O, –78 °C, 2 h, 99 and 90%; ii, PhCOCl, Py, DMAP, CH₂Cl₂, 95 and 85%; (c) O₃–O₂, –70 °C, MeOH–CH₂Cl₂ (1:4), Me₂S, 8 h, 80 and 72%; (d) Lindlar catalyst, H₂ (balloon), MeOH, 35 h, 90%.



Scheme 4 Reagents and conditions: (a) i, Li, THF, sonication; ii, PCC–silica gel, CH₂Cl₂, 81% (2 steps); (b) i, LAH, Et₂O, –78 °C, 2 h, 90%; ii, NaH, THF, Bu₄NI, MeI, 6 h, 91%; (c) i, O₃–O₂, MeOH–CH₂Cl₂ (1:4), –70 °C; ii, Me₂S, 8 h, 55%.

followed by oxidation of the resulting allyl alcohol furnished the enone **19** [2-methyl-2-methylene-(20)-nor-(2,3)-secotax-11-en-13-one]. Regioselective reduction of the enone **19** and protection of the allyl alcohol generated the methyl ether **20**, [α]_D²⁴ +58.0 (*c* 2.12, CHCl₃), which on ozonolysis followed by reductive work-up generated 13-methoxy-2-methyl-(2,3)-seco-20-nortax-11-en-2-one **21**.

In conclusion, we have achieved the synthesis of various functionalised B-seco-analogues of taxanes starting from the readily available monoterpene (*R*)-carvone, and currently we are investigating the extension of this methodology with functionalised chiral C-ring derivatives for the construction of B-seco analogues suitable for further elaboration to taxanes.

Acknowledgements

We thank the Department of Science and Technology, New Delhi, for financial support, the University Grants Commission and Council of Scientific and Industrial Research for the award of research fellowships to TJR and PPK, respectively, and the Sophisticated Instrumentation Facility and Department of Inorganic and Physical Chemistry for recording the high field NMR spectra.

Notes and references

† Chiral synthons from carvone, Part 35. For part 34 see reference 7.

‡ All the compounds exhibited spectral data (IR, ¹H and ¹³C NMR, LRMS and HRMS) consistent with the proposed structures. Spectral data for selected compounds are as follows: For the enone **6**: mp 52–53 °C [α]_D²⁶ +36.4 (*c* 3.3, CHCl₃); ν_{\max} (neat)/cm^{–1} 1665, 1605, 895, 750, 700; δ_{H} (200 MHz, CDCl₃) 7.15–7.40 (5 H, m), 4.95 (1 H, s), 4.8 (1 H, s), 2.40–2.85 (7 H, m), 1.90 (3 H, s), 1.74 (3 H, s), 1.29 (3 H, s), 1.15 (3 H, s); δ_{C} (22.5 MHz, CDCl₃) 198.1 (s), 162.9 (s), 145.4 (s), 141.3 (s), 130.9 (s, C-2), 128.4 (2 C, d), 127.9 (2 C, d), 126.1 (d), 114.9 (t), 51.8 (d), 39.6 (2 C, t and s), 34.5 (t), 33.1 (t), 27.1 (q), 22.9 (q), 22.0 (q), 11.4 (q); *m/z* 282 (M⁺, 13%), 267 (39), 191 (49), 105 (37), 91 (100) (Found: C, 85.38; H, 9.5; C₂₀H₂₆O requires C, 85.06; H, 9.28%). For the keto ether **8**: [α]_D²⁴ +45.0 (*c* 2.0, CHCl₃); ν_{\max} (neat)/cm^{–1} 1700, 1600, 750, 695; δ_{H} (90 MHz, CDCl₃) 7.00–7.40 (5 H, m), 3.73 (1 H, dd, *J* 8.0 and 6.5 Hz), 3.38 (3 H, s), 2.22 (3 H, s), 1.85–2.35 (7 H, m), 1.78 (3 H, s), 1.2 (3 H, s), 1.09 (3 H, s); δ_{C} (22.5 MHz, CDCl₃) 209.6 (s), 141.7 (s), 140.1 (s), 128.5 (s), 127.7 (2 C, d), 127.3 (2 C, d), 125.2 (d), 78.0 (d), 55.1 (q), 54.8 (d), 37.6 (s), 35.3 (t), 30.7 (2 C, t), 26.6 (q), 26.2 (q), 22.0 (q), 14.5 (q); *m/z* 300 (M⁺, 10%), 202 (52), 195 (17), 187 (23), 111 (35), 105 (47), 91 (100). For the dienone **14**: [α]_D²⁷ +9.0 (*c* 1.33, CHCl₃); ν_{\max} (neat)/cm^{–1} 1660, 1590, 895, 770, 690; δ_{H} (200 MHz, CDCl₃) 7.35–7.20 (5 H, m), 6.60 (1 H, d, *J* 13.0 Hz), 6.16 (1 H, d, *J* 13.0 Hz), 5.00 (1 H, s), 4.80 (1 H, s), 2.70–2.50 (3 H, m), 1.8 (3 H, s), 1.6 (3 H, s), 1.23 (3 H, s), 1.18 (3 H, s). For 2-methyl-2-methylene-(20)-nor-(2,3)-secotax-11-en-13-one **19**: [α]_D²⁵ +38.5 (*c* 3.9, CHCl₃); ν_{\max} (neat)/cm^{–1} 1660 (C=O), 1600, 890; δ_{H} (200 MHz, CDCl₃) 4.9 (1 H, s) and 4.74 (1 H, s) [C=CH₂], 2.54 (3 H, s, H-1 and 14), 2.19 (2 H, dd, *J* 11.7 and 8.3 Hz, H-10), 1.78 (3 H, s) and 1.69 (3 H, s) [2 × olefinic CH₃], 1.1–1.6 (12 H, m), 1.2 (3 H, s), 1.08 (3 H, s) and 0.94 (3 H, s) [3 × *tert*-CH₃]; δ_{C} (22.5 MHz, CDCl₃) 196.8 (C=O), 163.8 (C-11), 145.1 (C=CH₂), 129.9 (C-12), 114.1 (C=CH₂), 51.6 (C-1), 39.4 (C-15), 39.1 (2 C, C-14 and 10), 37.0 (2 C, C-3 and 7), 32.5, 26.8, 25.9, 24.1, 23.8, 22.4, 21.8, 21.5 (2 C), 10.7; *m/z* 302 (M⁺, 43%), 287 (69), 245 (29), 234 (25), 177 (42), 137 (20), 135 (22), 123 (23), 109 (22), 97 (100) (Found: *m/z* 302.2599. C₂₁H₃₄O requires 302.2610).

1 M. C. Wani, H. L. Taylor, M. E. Wall, P. Coggon and A. T. McPhail, *J. Am. Chem. Soc.*, 1971, **93**, 2325; M. E. Wall and M. C. Wani, *ACS Symp. Ser.*, 1995, **583**, 18.

2 C. S. Swindell, *Org. Prep. Proced. Int.*, 1991, **23**, 465; Tetrahedron Symposium in Print, Guest Ed., J. D. Winkler, *Tetrahedron*, 1992, 6953; D. Guenard, F. Gueritte-Voegelien and P. Potier, *Acc. Chem. Res.*, 1993, **26**, 160; A. N. Boa, P. R. Jenkins and N. J. Lawrence, *Contemp. Org. Synth.*, 1994, **1**, 47; K. C. Nicolaou, W. M. Dai and R. K. Guy, *Angew. Chem., Int. Ed. Engl.*, 1994, **33**, 15.

3 K. C. Nicolaou, Z. Yang, J.-J. Liu, H. Ueno, P. G. Nantermet, R. K. Guy, C. F. Claiborne, J. Renaud, E. A. Couladouros, K. Paulvannan and E. J. Sorensen, *Nature*, 1994, **367**, 630; R. A. Holton, C. Somoza, H. B. Kim, F. Liang, R. J. Biediger, P. D. Boatman, M. Shindo, C. C. Smith, S. Kim, H. Nadizadeh, Y. Suzuki, C. Tao, P. Vu, S. Tang, P. Zhang, K. K. Murthi, L. N. Gentile and J. H. Liu, *J. Am. Chem. Soc.*, 1994, **116**, 1597; R. A. Holton, H. B. Kim, C. Somoza, F. Liang, R. J. Biediger, P. D. Boatman, M. Shindo, C. C. Smith, S. Kim, H. Nadizadeh, Y. Suzuki, C. Tao, P. Vu, S. Tang, P. Zhang, K. K. Murthi, L. N. Gentile and J. H. Liu, *J. Am. Chem. Soc.*, 1994, **116**, 1599; J. J. Masters, J. T. Link, L. B. Snyder, W. B. Young and S. J. Danishefsky, *Angew. Chem., Int. Ed. Engl.*, 1995, **34**, 1723; P. A. Wender, N. F. Badham, S. P. Conway, P. E. Floreancig, T. E. Glass, C. Granicher, J. B. Houze, J. Janichen, D. Lee, D. G. Marquess, P. L. McGrane, W. Meng, T. P. Mucciario, M. Muhlebach, M. G. Natchus, H. Paulsen, D. B. Rawlins, J. Satkofsky, A. J. Shuker, J. C. Sutton, R. E. Taylor and K. Tomooka, *J. Am. Chem. Soc.*, 1997, **119**, 2755; P. A. Wender, N. F. Badham, S. P. Conway, P. E. Floreancig, T. E. Glass, J. B. Houze, N. E. Krauss, D. Lee, D. G. Marquess, P. L. McGrane, W. Meng, M. G. Natchus, A. J. Shuker, J. C. Sutton and R. E. Taylor, *J. Am. Chem. Soc.*, 1997, **119**, 2757.

4 A. Srikrishna, T. J. Reddy and P. P. Kumar, *Chem. Commun.*, 1996, 1369.

5 For recent reports on the synthesis of B-seco-taxanes, see: (a) C. Montalbetti, M. Savignac, F. Bonnefis and J. P. Genet, *Tetrahedron Lett.*, 1995, **36**, 5891; (b) B. Muller, F. Delalogue, M. D. Hartog, J.-P. Ferezou, A. Pancrazi, J. Prunet and J.-Y. Lallemand, *Tetrahedron Lett.*, 1996, **37**, 3313; (c) F. Delalogue, J. Prunet, A. Pancrazi and J.-Y. Lallemand, *Tetrahedron Lett.*, 1997, **38**, 237; (d) G. Stork, T. Doi and L. Liu, *Tetrahedron Lett.*, 1997, **38**, 7471; (e) K. Yamada, H. Iwadare and T. Mukaiyama, *Chem. Pharm. Bull.*, 1997, **45**, 1898.

6 L. Garver, P. van Eikeren and J. E. Byrd, *J. Org. Chem.*, 1976, **41**, 2773.

7 A. Srikrishna and T. J. Reddy, *Tetrahedron*, 1998, **54**, 11 517.

Communication 8/05862H